

Signify Classified - Internal
Cooper Lighting Solutions Photometric Lab
1121 Highway 74 South
Peachtree City, GA 30269



Scaled data based on original data using
LM-79-08 Approved Method: Electrical and Photometric Measurements of Solid-
State Lighting Products

Test Report Prepared for
Cooper Lighting Solutions
(formerly Eaton)

Brand: STREETWORKS

Report Number: P868128

Luminaire Tested: **MEM2-HSN-SA-40-722-U-T4W-HSS**

Issue Date: 08/21/2024



Test Information

Test Method: LM-79-08
Report Number: P868128
Test Lab: INNOVATION CENTER(G3)
Issue Date: 08/21/2024
Manufacturer: COOPER LIGHTING SOLUTIONS (FORMERLY EATON)
Product Line: STREETWORKS
Catalog Number: MEM2-HSN-SA-40-722-U-T4W-HSS
Description: EPIC MODERN SHORT HOUSING DISCRETE LED ARRAYS 40W 70CRI 2200K
FIXTURE w/ TYPE IV WIDE DISTRIBUTION OPTIC AND HOUSE SIDE SHIELD
Light Source: (10) 2200K CCT, 70 CRI LEDS
Ballast/Driver: ELECTRONIC DRIVER

Summary

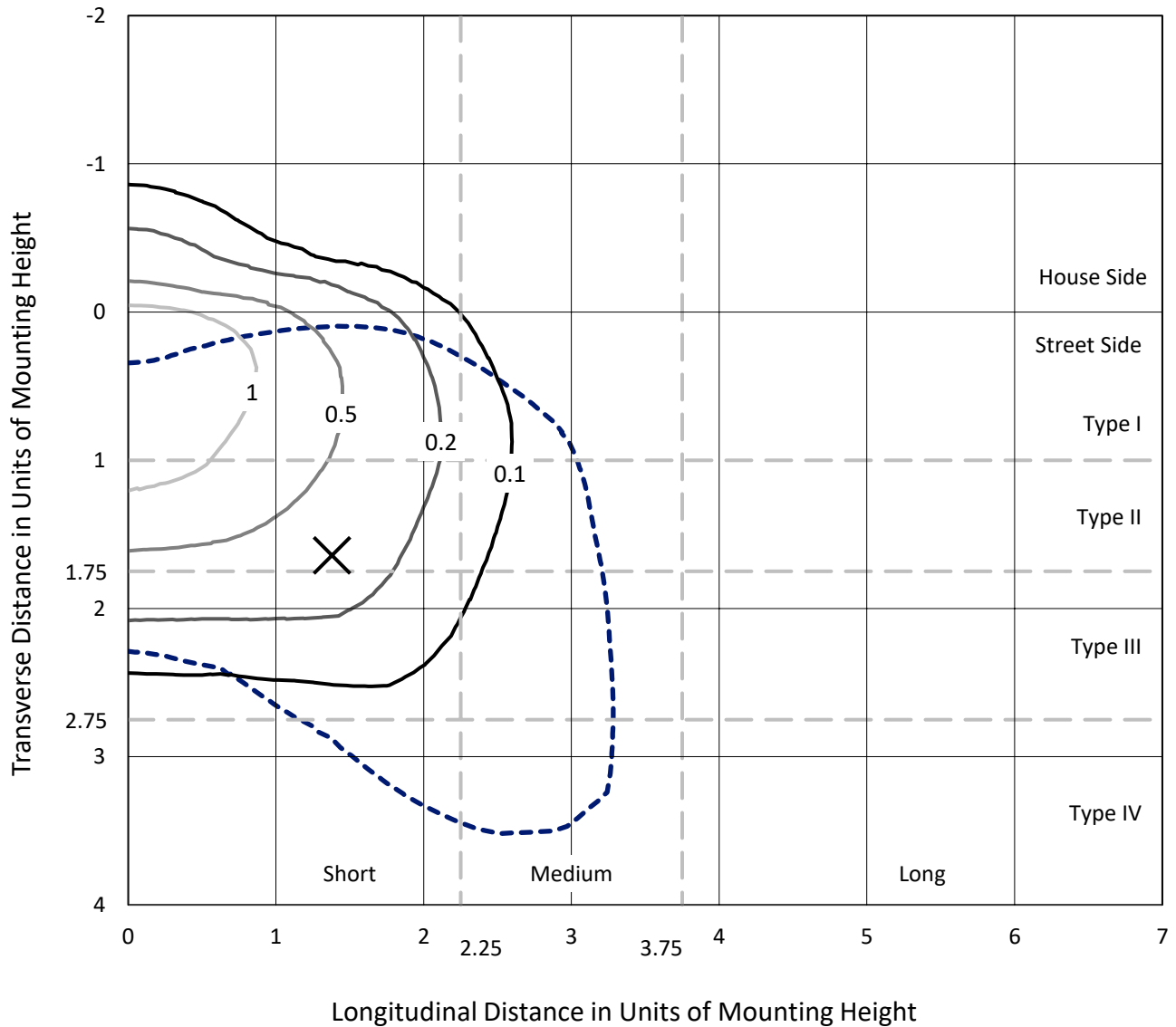
Lumens per Lamp: N/A
Luminaire Lumens: 3015.7 lumens
Efficiency: N/A
Efficacy: 91.9 lumens/watt
Luminous Opening: Rectangular (W 0.33' x L: 0.33' x H: 0')
IES Classification: Type IV - Short
BUG Rating: B0 - U0 - G1

Input Watts (W): 32.8
Input Voltage (V): 120
Input Current (A_{in}): NR
Voltage Rise (V): NR
Power Factor: 0.99
Total Harmonic Distortion (THDi): 9.76%
Frequency (hertz): 60
Stabilization Time: NR
Operation Time: NR
Ambient Temperature (°C): NR
Test Distance: 24 FT

REPORT NUMBER: P868128
 CATALOG NUMBER: MEM2-HSN-SA-40-722-U-T4W-HSS

Iso-Footcandle Lines of Horizontal Illumination

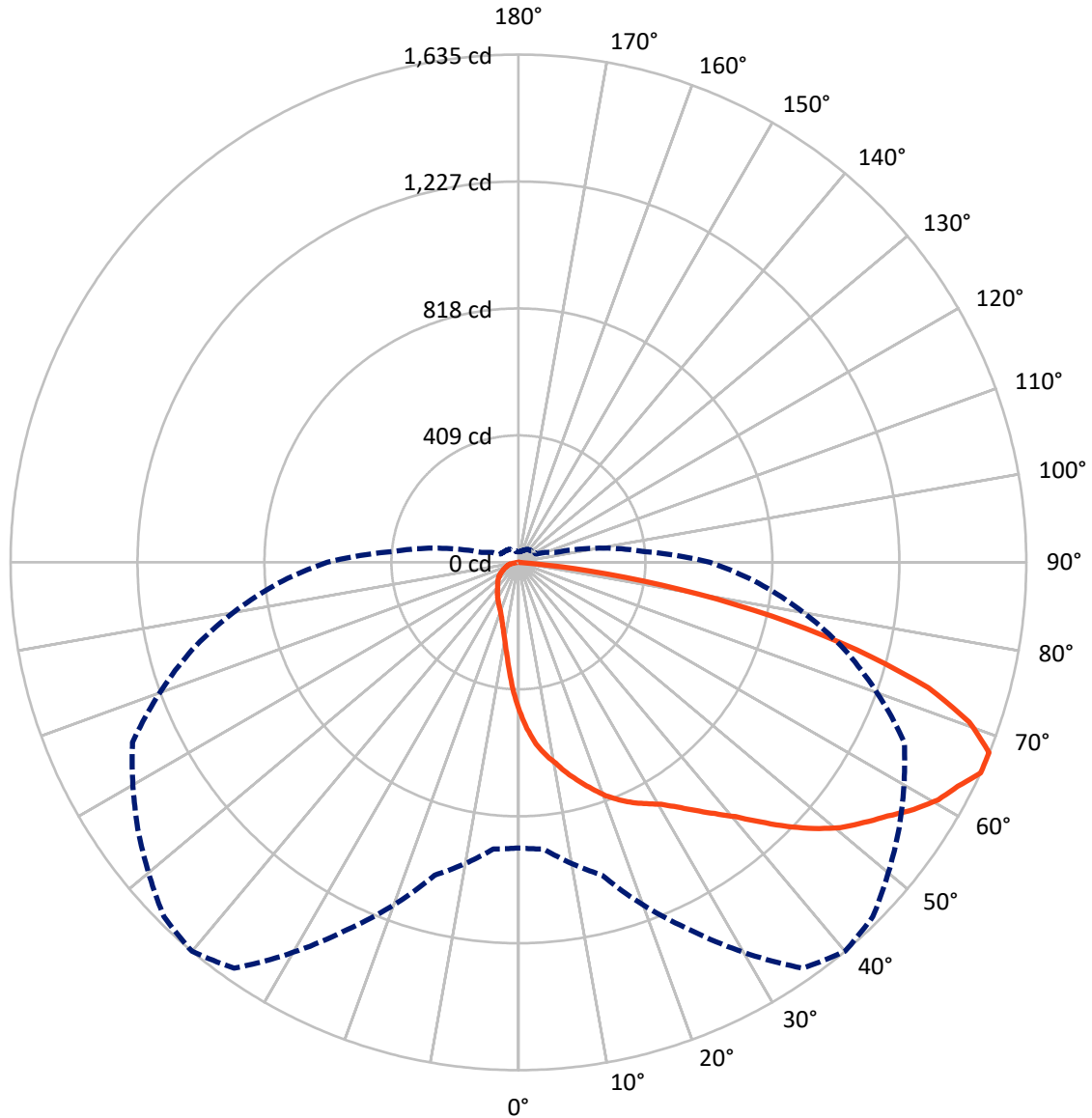
× Max cd
 - - - 1/2 Max cd



Based on 20 foot mounting height. Maximum calculated value = 1.7 fc
 Type IV - Short - N/A

REPORT NUMBER: P868128
CATALOG NUMBER: MEM2-HSN-SA-40-722-U-T4W-HSS

Luminous Intensity Polar Plot



— Vertical Plane Through 40-Deg Lateral - - - Horizontal Cone Through 65-Deg Vertical

REPORT NUMBER: P868128
 CATALOG NUMBER: MEM2-HSN-SA-40-722-U-T4W-HSS

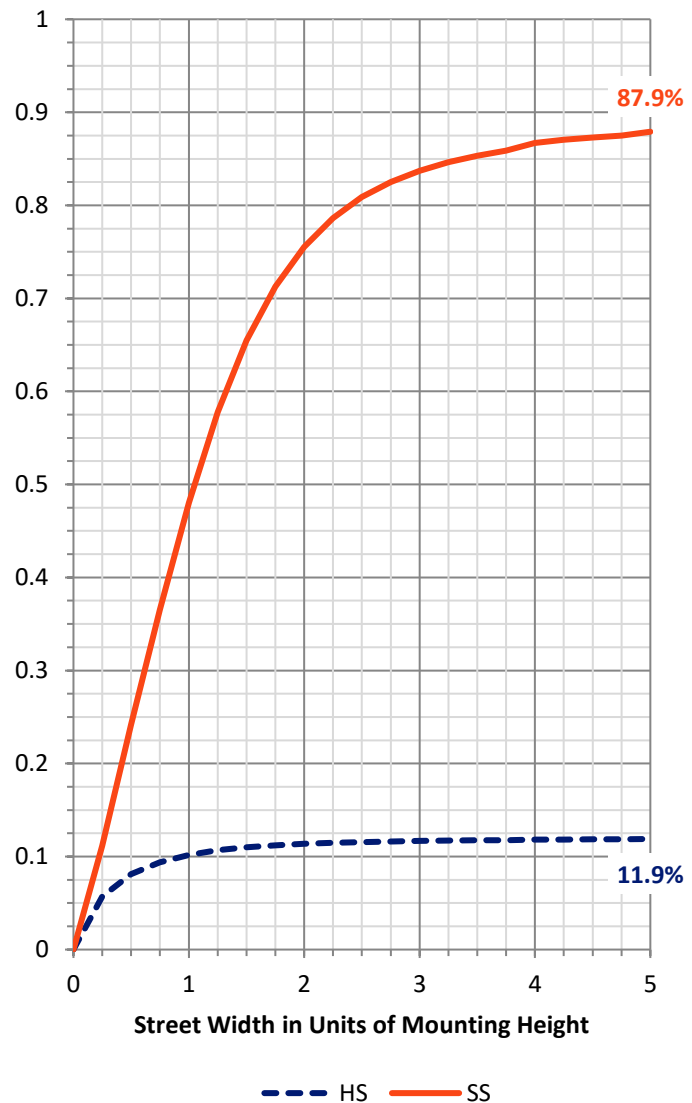
FLUX DISTRIBUTION:

		Downward	Upward	Total
House Side	Lumens	361.0	0.0	361.0
	% Fixture	12.0	0.0	12.0
Street Side	Lumens	2654.7	0.0	2654.7
	% Fixture	88.0	0.0	88.0
Total	Lumens	3015.7	0.0	3015.7
	% Fixture	100.0	0.0	100.0

Coefficient of Utilization

ZONAL LUMENS:

Zone	Lumens	% Fixture
0°-10°	44.9	1.5
10°-20°	134.9	4.5
20°-30°	232.1	7.7
30°-40°	350.9	11.6
40°-50°	513.0	17.0
50°-60°	655.3	21.7
60°-70°	654.0	21.7
70°-80°	383.5	12.7
80°-90°	47.2	1.6
90°-100°	0.0	0.0
100°-110°	0.0	0.0
110°-120°	0.0	0.0
120°-130°	0.0	0.0
130°-140°	0.0	0.0
140°-150°	0.0	0.0
150°-160°	0.0	0.0
160°-170°	0.0	0.0
170°-180°	0.0	0.0
0°-90°	3015.7	100.0
0°-180°	3015.7	100.0



REPORT NUMBER: P868128

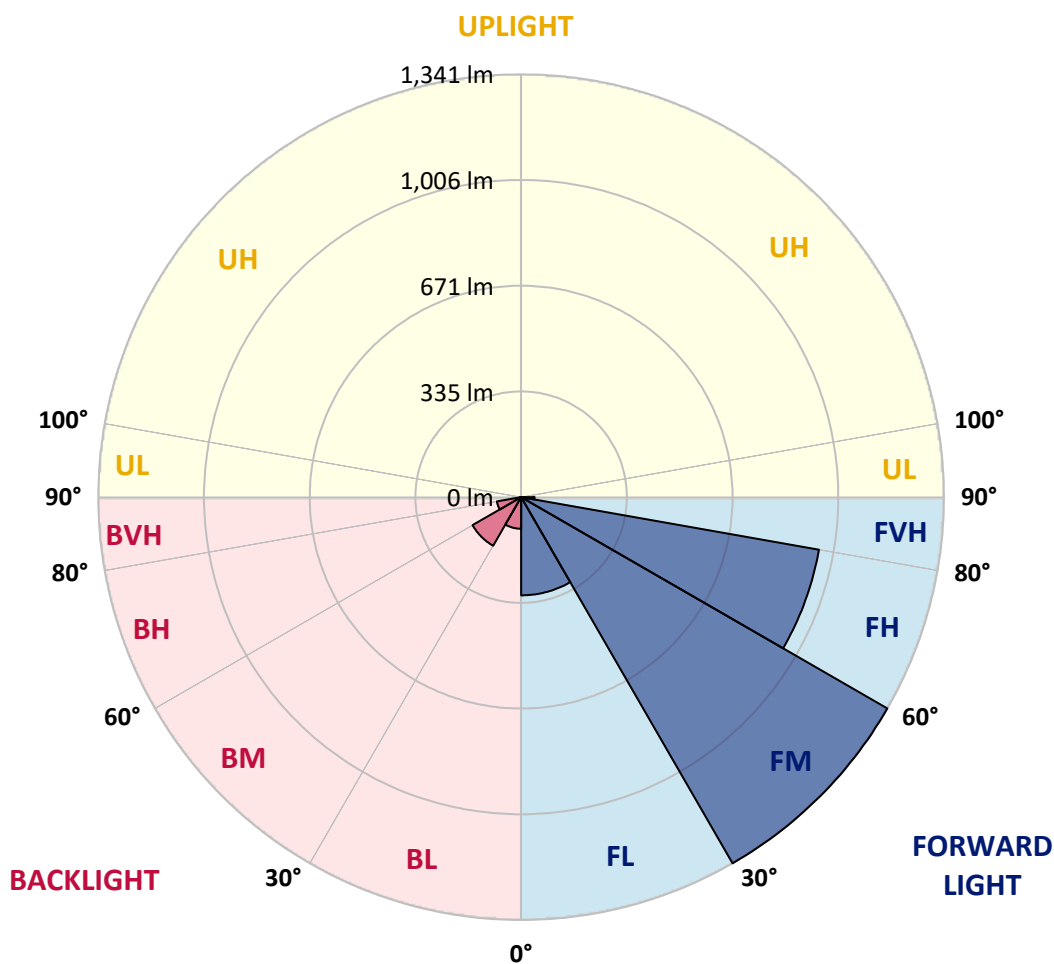
CATALOG NUMBER: MEM2-HSN-SA-40-722-U-T4W-HSS

LUMINAIRE CLASSIFICATION SYSTEM LUMEN TABLE AND BUG RATING:

Zone	Lumens	% Fixture	Zone Rating/Lumen Limit		
			B	U	G
FL (0°-30°)	311.5	10.3			
FM (30°-60°)	1341.3	44.5			
FH (60°-80°)	959.3	31.8			G1/1800
FVH (80°-90°)	42.7	1.4			G1/100
BL (0°-30°)	100.4	3.3	B0/110		
BM (30°-60°)	177.9	5.9	B0/220		
BH (60°-80°)	78.2	2.6	B0/110		G0/110
BVH (80°-90°)	4.5	0.2			G0/10
UL (90°-100°)	0.0	0.0		U0/0	
UH (100°-180°)	0.0	0.0		U0/0	

BUG Rating: B0-U0-G1

Type IV Short





REPORT NUMBER: P868128

CATALOG NUMBER: MEM2-HSN-SA-40-722-U-T4W-HSS

CANDELA DISTRIBUTION (FULL):

	0°	5°	15°	25°	35°	40°	45°	55°	65°	75°	85°
0°	479.4	479.4	479.4	479.4	479.4	479.4	479.4	479.4	479.4	479.4	479.4
2.5°	559.3	556.7	551.6	547.4	541.4	536.3	531.2	521.9	510.0	499.8	487.0
5°	614.5	610.3	606.9	601.8	591.6	587.3	583.9	564.4	544.0	522.7	494.7
7.5°	653.6	657.0	650.2	642.6	629.8	624.7	619.6	600.1	574.6	544.0	504.0
10°	698.7	699.5	691.0	681.7	668.1	657.9	651.1	627.3	599.2	565.2	514.2
12.5°	742.0	742.0	736.9	723.3	705.5	696.1	684.2	657.0	623.0	583.1	526.1
15°	776.9	778.6	774.3	764.1	744.6	731.8	719.9	688.5	645.1	603.5	535.5
17.5°	808.3	807.5	804.9	795.6	776.9	766.7	754.8	719.9	670.6	619.6	549.9
20°	829.6	829.6	828.7	823.6	810.0	802.4	787.9	751.4	698.7	643.4	565.2
22.5°	845.7	844.9	844.9	845.7	838.1	830.4	824.5	787.9	727.6	663.8	580.5
25°	859.3	858.5	861.0	862.7	859.3	857.6	850.8	822.8	763.3	687.6	595.8
27.5°	877.2	879.7	878.9	878.9	878.0	879.7	878.9	855.1	798.1	713.1	612.0
30°	905.2	909.5	906.9	903.5	903.5	904.4	908.6	893.3	838.9	744.6	629.8
32.5°	970.7	966.4	948.6	936.7	938.4	939.2	943.5	935.0	879.7	780.3	648.5
35°	1045.5	1040.4	1020.8	993.6	984.3	980.9	980.0	974.9	923.9	818.5	670.6
37.5°	1142.4	1144.1	1115.2	1076.1	1048.0	1026.8	1022.5	1011.5	962.2	853.4	693.6
40°	1241.0	1234.2	1209.5	1171.3	1116.0	1076.9	1064.2	1048.9	1005.5	889.9	715.7
42.5°	1336.2	1323.4	1291.1	1249.5	1184.9	1142.4	1113.5	1093.9	1045.5	929.9	736.9
45°	1460.3	1423.7	1365.9	1328.5	1247.8	1212.9	1186.6	1143.2	1093.1	969.8	762.4
47.5°	1558.0	1487.5	1434.8	1418.6	1313.2	1280.9	1257.1	1196.8	1141.5	1014.9	788.8
50°	1540.2	1496.8	1484.1	1469.6	1362.5	1343.0	1320.9	1258.0	1190.8	1062.5	814.3
52.5°	1494.3	1499.4	1515.5	1490.9	1405.9	1392.3	1377.8	1323.4	1240.1	1101.6	837.2
55°	1457.7	1467.9	1511.3	1503.6	1457.7	1442.4	1432.2	1388.0	1287.7	1137.3	856.8
57.5°	1391.4	1382.9	1437.3	1525.7	1513.0	1501.1	1490.9	1456.0	1336.2	1162.8	869.5
60°	1286.9	1255.4	1328.5	1498.5	1551.2	1552.9	1547.0	1507.0	1375.3	1162.8	862.7
62.5°	1139.8	1110.1	1200.2	1407.6	1571.6	1587.8	1584.4	1524.9	1392.3	1137.3	836.4
65°	919.7	926.5	1042.9	1304.7	1595.4	1635.4	1614.1	1496.0	1371.0	1088.0	776.9
67.5°	734.4	754.8	859.3	1171.3	1584.4	1634.5	1604.8	1414.4	1280.1	1019.1	685.9
70°	579.7	593.3	680.0	991.1	1487.5	1540.2	1502.8	1289.4	1126.2	912.9	570.3
72.5°	453.0	465.8	539.7	793.0	1319.2	1380.4	1333.6	1121.1	934.1	774.3	453.0
75°	344.2	353.6	408.8	611.1	1050.6	1127.1	1093.1	897.6	729.3	612.8	346.8
77.5°	221.8	234.6	296.6	428.4	742.0	833.8	838.1	670.6	524.4	442.8	255.0
80°	147.0	152.1	190.4	278.8	456.4	527.8	552.5	453.0	334.9	282.2	183.6
82.5°	61.2	68.0	90.9	140.2	228.6	229.5	262.6	191.2	136.0	119.8	77.3
85°	1.7	3.4	2.5	6.8	5.9	9.3	11.0	15.3	11.0	11.9	11.9
87.5°	0.0	0.0	0.8	0.8	1.7	1.7	1.7	1.7	1.7	2.5	1.7
90°	0.0	0.0	0.0	0.0	0.0	0.0	0.0	0.0	0.0	0.0	0.0



REPORT NUMBER: P868128

CATALOG NUMBER: MEM2-HSN-SA-40-722-U-T4W-HSS

CANDELA DISTRIBUTION (continued):

	90°	95°	105°	115°	125°	135°	145°	155°	165°	175°	180°
0°	479.4	479.4	479.4	479.4	479.4	479.4	479.4	479.4	479.4	479.4	479.4
2.5°	481.1	473.4	458.1	446.2	433.5	424.1	415.6	406.3	400.3	401.2	395.2
5°	481.1	466.6	436.0	408.8	384.2	366.3	346.8	331.5	320.4	318.7	323.8
7.5°	483.6	459.8	413.9	373.1	339.1	311.1	290.7	275.4	267.7	262.6	261.8
10°	486.2	454.7	393.5	341.7	299.2	268.6	250.7	233.7	225.2	224.4	221.8
12.5°	487.9	448.8	374.8	310.2	266.0	237.1	219.3	205.7	198.9	198.9	198.0
15°	493.8	447.1	355.3	286.4	240.5	212.5	197.2	186.1	181.9	179.3	178.5
17.5°	498.9	443.7	338.3	262.6	217.6	192.9	178.5	170.8	166.6	164.9	164.0
20°	506.6	442.0	322.1	243.1	200.6	176.8	165.7	158.9	156.4	154.7	154.7
22.5°	514.2	440.3	306.0	226.1	186.1	164.9	154.7	148.7	146.2	145.3	144.5
25°	523.6	439.4	292.4	211.6	173.4	155.5	146.2	141.1	137.7	136.0	136.0
27.5°	532.9	440.3	278.8	197.2	162.3	147.0	137.7	131.7	129.2	125.8	126.6
30°	545.7	441.1	267.7	185.3	153.0	138.5	130.0	122.4	119.0	117.3	117.3
32.5°	558.4	444.5	256.7	174.2	143.6	131.7	121.5	114.7	110.5	109.6	108.8
35°	572.0	447.1	246.5	164.9	136.0	124.1	113.9	107.1	103.7	102.8	102.8
37.5°	587.3	451.3	238.8	156.4	128.3	116.4	107.1	100.3	97.7	96.9	96.9
40°	603.5	458.1	232.9	148.7	122.4	109.6	101.1	95.2	93.5	92.6	92.6
42.5°	619.6	464.1	227.8	142.8	116.4	103.7	96.9	90.9	88.4	88.4	88.4
45°	634.9	468.3	222.7	136.8	110.5	99.4	91.8	86.7	84.1	84.1	84.1
47.5°	648.5	472.6	215.0	130.9	104.5	93.5	87.5	82.4	79.9	79.9	79.9
50°	663.0	475.1	206.5	123.2	98.6	89.2	83.3	77.3	75.6	74.8	74.8
52.5°	674.9	475.1	195.5	115.6	91.8	83.3	78.2	73.1	70.5	68.8	68.8
55°	683.4	475.1	183.6	106.2	85.0	78.2	73.1	68.0	64.6	62.0	62.0
57.5°	688.5	472.6	170.0	95.2	78.2	71.4	68.0	62.0	55.2	50.1	48.4
60°	684.2	464.9	155.5	83.3	70.5	65.4	62.9	55.2	45.9	43.3	43.3
62.5°	666.4	447.1	141.1	73.1	64.6	59.5	56.9	48.4	41.6	39.1	39.1
65°	616.2	403.7	123.2	63.7	57.8	54.4	51.0	43.3	37.4	34.0	34.0
67.5°	543.1	348.5	102.8	56.1	51.8	49.3	46.7	39.1	33.1	29.7	29.7
70°	440.3	281.3	87.5	49.3	45.9	44.2	41.6	35.7	28.9	26.3	26.3
72.5°	345.9	221.0	73.1	44.2	42.5	39.1	37.4	31.4	26.3	23.8	23.8
75°	257.5	164.9	64.6	39.1	39.1	34.8	34.0	28.0	22.9	21.2	21.2
77.5°	189.5	122.4	56.1	34.0	34.0	30.6	28.9	24.6	21.2	19.5	19.5
80°	128.3	83.3	41.6	25.5	25.5	24.6	22.9	21.2	17.8	16.1	15.3
82.5°	54.4	34.8	20.4	12.7	11.9	9.3	7.6	5.9	5.9	5.1	5.1
85°	9.3	4.2	4.2	3.4	2.5	2.5	2.5	1.7	1.7	1.7	1.7
87.5°	1.7	1.7	1.7	1.7	1.7	1.7	0.8	0.8	0.8	0.8	0.8
90°	0.0	0.0	0.0	0.0	0.0	0.0	0.0	0.0	0.0	0.0	0.0

LM-79-2019: Approved Method: Electrical and Photometric Measurements of Solid-State Lighting Products

Report Prepared for

Cooper Lighting Solutions

Streetworks

Report Number: SP1-2407-157-2

Test Date: 08/07/2024

Luminaire Tested: MEM2-HTN-SA-40-722-U-5WQ-2

Data in this report applies to families of products including MEM2-HTN-SA-40-722-U-5WQ-2

Test Information

Test Method: LM-79-2019
 Report Number: SP1-2407-157-2
 Test Lab: COOPER LIGHTING SOLUTIONS
 Photometer: SP1 - 76IN SPHERE
 Measurement Geometry: 4π
 Issue Date: 08/20/2024
 Manufacturer: COOPER LIGHTING SOLUTIONS
 Product Line: Streetworks
 Catalog Number: **MEM2-HTN-SA-40-722-U-5WQ-2**
 Description: Epic Modern Light Square 40W 5WQ Optic and Flare Trim

Spectral Parameters

CCT (K): 2253
 CIE u': 0.2868
 CIE v': 0.5332
 Duv: -0.0014
 CIE x: 0.4974
 CIE y: 0.4110
 CIE z: 0.0915
 Peak Wavelength (nm): 603
 Dominant Wavelength (nm): 587
 Purity: 72.69432
 Rf: 76.9
 Rg: 92.7

CRI (Ra):	70.6		
R1:	68.4	R9:	-36.0
R2:	88.7	R10:	78.2
R3:	85.4	R11:	61.0
R4:	63.5	R12:	74.2
R5:	69.0	R13:	72.8
R6:	88.9	R14:	92.2
R7:	68.5	R15:	58.0
R8:	32.0		



Test Conditions

Stabilization Time: 29M
 Operation Time: 1H 29M
 Sphere Temperature (°C): 24.1

REPORT NUMBER: SP1-2407-157-2

Measurement and Test Equipment			
Instrument	Identification Number	Calibration Date	Calibration Due Date
Photometer	IN0058	6/18/2024	12/18/2024
Power Meter	INXT2011004	2/8/2024	2/8/2025
AC Power Source	IN0063	10/24/2023	10/24/2024
DC Power Source	IN0208	10/24/2023	10/24/2024
Sphere Thermometer	IN0085	10/24/2023	10/24/2024
Room Thermometer	IN0046	10/24/2023	10/24/2024

REPORT NUMBER: SP1-2407-157-2

CIE 1931 Chromaticity Diagram



CIE 1931 Chromaticity Diagram with 2017 ANSI 7-Step and 4-Step Quadrangles



Point lies inside the ANSI 2200K 4-step quadrangle

REPORT NUMBER: SP1-2407-157-2

Photopic Flux vs. Wavelength



Photopic Lumens: NR

λ (nm)	Power W [^] /nm	Lumens (φ/nm)	λ (nm)	Power W [^] /nm	Lumens (φ/nm)	λ (nm)	Power W [^] /nm	Lumens (φ/nm)	λ (nm)	Power W [^] /nm	Lumens (φ/nm)	λ (nm)	Power W [^] /nm	Lumens (φ/nm)
360	0	NR	490	117	NR	620	896	NR	750	20	NR	880	0	NR
365	0	NR	495	137	NR	625	838	NR	755	17	NR	885	0	NR
370	0	NR	500	160	NR	630	774	NR	760	14	NR	890	0	NR
375	0	NR	505	183	NR	635	704	NR	765	12	NR	895	0	NR
380	0	NR	510	202	NR	640	635	NR	770	10	NR	900	0	NR
385	0	NR	515	219	NR	645	565	NR	775	9	NR	905	0	NR
390	0	NR	520	235	NR	650	501	NR	780	7	NR	910	0	NR
395	0	NR	525	249	NR	655	440	NR	785	6	NR	915	0	NR
400	0	NR	530	263	NR	660	383	NR	790	5	NR	920	0	NR
405	0	NR	535	281	NR	665	332	NR	795	5	NR	925	0	NR
410	1	NR	540	302	NR	670	286	NR	800	4	NR	930	0	NR
415	3	NR	545	331	NR	675	245	NR	805	3	NR	935	0	NR
420	6	NR	550	366	NR	680	210	NR	810	3	NR	940	0	NR
425	12	NR	555	411	NR	685	178	NR	815	3	NR	945	0	NR
430	21	NR	560	469	NR	690	152	NR	820	2	NR	950	0	NR
435	38	NR	565	536	NR	695	129	NR	825	2	NR	955	0	NR
440	66	NR	570	614	NR	700	109	NR	830	2	NR	960	0	NR
445	122	NR	575	701	NR	705	92	NR	835	1	NR	965	0	NR
450	215	NR	580	785	NR	710	77	NR	840	1	NR	970	0	NR
455	236	NR	585	863	NR	715	66	NR	845	1	NR	975	0	NR
460	170	NR	590	928	NR	720	55	NR	850	1	NR	980	0	NR
465	148	NR	595	971	NR	725	47	NR	855	1	NR	985	0	NR
470	132	NR	600	994	NR	730	40	NR	860	1	NR	990	0	NR
475	104	NR	605	996	NR	735	33	NR	865	1	NR	995	0	NR
480	97	NR	610	979	NR	740	28	NR	870	1	NR	1000	0	NR
485	105	NR	615	943	NR	745	24	NR	875	0	NR			

REPORT NUMBER: SP1-2407-157-2

Scotopic Flux vs. Wavelength



Scotopic Lumens: NR

S/P: 0.96

λ (nm)	Power W [^] /nm	Lumens (φ/nm)	λ (nm)	Power W [^] /nm	Lumens (φ/nm)	λ (nm)	Power W [^] /nm	Lumens (φ/nm)	λ (nm)	Power W [^] /nm	Lumens (φ/nm)	λ (nm)	Power W [^] /nm	Lumens (φ/nm)
360	0	NR	490	117	NR	620	896	NR	750	20	NR	880	0	NR
365	0	NR	495	137	NR	625	838	NR	755	17	NR	885	0	NR
370	0	NR	500	160	NR	630	774	NR	760	14	NR	890	0	NR
375	0	NR	505	183	NR	635	704	NR	765	12	NR	895	0	NR
380	0	NR	510	202	NR	640	635	NR	770	10	NR	900	0	NR
385	0	NR	515	219	NR	645	565	NR	775	9	NR	905	0	NR
390	0	NR	520	235	NR	650	501	NR	780	7	NR	910	0	NR
395	0	NR	525	249	NR	655	440	NR	785	6	NR	915	0	NR
400	0	NR	530	263	NR	660	383	NR	790	5	NR	920	0	NR
405	0	NR	535	281	NR	665	332	NR	795	5	NR	925	0	NR
410	1	NR	540	302	NR	670	286	NR	800	4	NR	930	0	NR
415	3	NR	545	331	NR	675	245	NR	805	3	NR	935	0	NR
420	6	NR	550	366	NR	680	210	NR	810	3	NR	940	0	NR
425	12	NR	555	411	NR	685	178	NR	815	3	NR	945	0	NR
430	21	NR	560	469	NR	690	152	NR	820	2	NR	950	0	NR
435	38	NR	565	536	NR	695	129	NR	825	2	NR	955	0	NR
440	66	NR	570	614	NR	700	109	NR	830	2	NR	960	0	NR
445	122	NR	575	701	NR	705	92	NR	835	1	NR	965	0	NR
450	215	NR	580	785	NR	710	77	NR	840	1	NR	970	0	NR
455	236	NR	585	863	NR	715	66	NR	845	1	NR	975	0	NR
460	170	NR	590	928	NR	720	55	NR	850	1	NR	980	0	NR
465	148	NR	595	971	NR	725	47	NR	855	1	NR	985	0	NR
470	132	NR	600	994	NR	730	40	NR	860	1	NR	990	0	NR
475	104	NR	605	996	NR	735	33	NR	865	1	NR	995	0	NR
480	97	NR	610	979	NR	740	28	NR	870	1	NR	1000	0	NR
485	105	NR	615	943	NR	745	24	NR	875	0	NR			

REPORT NUMBER: SP1-2407-157-2

Melanopic Flux vs. Wavelength



Melanopic Lumens: NR

M/P: 1.71

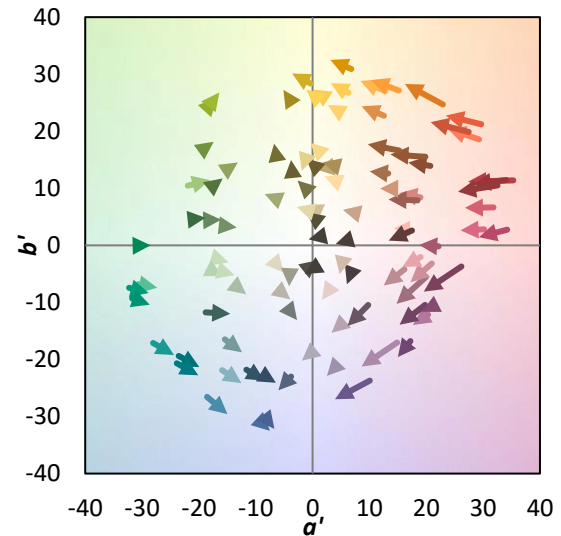
λ (nm)	Power W ² /nm	Lumens (φ/nm)	λ (nm)	Power W ² /nm	Lumens (φ/nm)	λ (nm)	Power W ² /nm	Lumens (φ/nm)	λ (nm)	Power W ² /nm	Lumens (φ/nm)	λ (nm)	Power W ² /nm	Lumens (φ/nm)
360	0	NR	490	117	NR	620	896	NR	750	20	NR	880	0	NR
365	0	NR	495	137	NR	625	838	NR	755	17	NR	885	0	NR
370	0	NR	500	160	NR	630	774	NR	760	14	NR	890	0	NR
375	0	NR	505	183	NR	635	704	NR	765	12	NR	895	0	NR
380	0	NR	510	202	NR	640	635	NR	770	10	NR	900	0	NR
385	0	NR	515	219	NR	645	565	NR	775	9	NR	905	0	NR
390	0	NR	520	235	NR	650	501	NR	780	7	NR	910	0	NR
395	0	NR	525	249	NR	655	440	NR	785	6	NR	915	0	NR
400	0	NR	530	263	NR	660	383	NR	790	5	NR	920	0	NR
405	0	NR	535	281	NR	665	332	NR	795	5	NR	925	0	NR
410	1	NR	540	302	NR	670	286	NR	800	4	NR	930	0	NR
415	3	NR	545	331	NR	675	245	NR	805	3	NR	935	0	NR
420	6	NR	550	366	NR	680	210	NR	810	3	NR	940	0	NR
425	12	NR	555	411	NR	685	178	NR	815	3	NR	945	0	NR
430	21	NR	560	469	NR	690	152	NR	820	2	NR	950	0	NR
435	38	NR	565	536	NR	695	129	NR	825	2	NR	955	0	NR
440	66	NR	570	614	NR	700	109	NR	830	2	NR	960	0	NR
445	122	NR	575	701	NR	705	92	NR	835	1	NR	965	0	NR
450	215	NR	580	785	NR	710	77	NR	840	1	NR	970	0	NR
455	236	NR	585	863	NR	715	66	NR	845	1	NR	975	0	NR
460	170	NR	590	928	NR	720	55	NR	850	1	NR	980	0	NR
465	148	NR	595	971	NR	725	47	NR	855	1	NR	985	0	NR
470	132	NR	600	994	NR	730	40	NR	860	1	NR	990	0	NR
475	104	NR	605	996	NR	735	33	NR	865	1	NR	995	0	NR
480	97	NR	610	979	NR	740	28	NR	870	1	NR	1000	0	NR
485	105	NR	615	943	NR	745	24	NR	875	0	NR			

Summary

$R_f = 76.9$
 $R_g = 92.7$
 CIE $R_a = 70.6$
 $R_9 = -36.0$



Color Vector Graphics



Individual Sample Fidelity Index ($R_{f,i}$)

CES01 = 87	CES26 = 76	CES51 = 88	CES76 = 78
CES02 = 65	CES27 = 94	CES52 = 85	CES77 = 75
CES03 = 32	CES28 = 93	CES53 = 80	CES78 = 79
CES04 = 72	CES29 = 81	CES54 = 86	CES79 = 82
CES05 = 51	CES30 = 91	CES55 = 83	CES80 = 81
CES06 = 52	CES31 = 83	CES56 = 77	CES81 = 51
CES07 = 44	CES32 = 75	CES57 = 75	CES82 = 92
CES08 = 42	CES33 = 88	CES58 = 76	CES83 = 88
CES09 = 29	CES34 = 88	CES59 = 84	CES84 = 90
CES10 = 79	CES35 = 94	CES60 = 91	CES85 = 65
CES11 = 62	CES36 = 90	CES61 = 82	CES86 = 48
CES12 = 68	CES37 = 97	CES62 = 91	CES87 = 76
CES13 = 45	CES38 = 98	CES63 = 86	CES88 = 78
CES14 = 75	CES39 = 97	CES64 = 70	CES89 = 61
CES15 = 72	CES40 = 94	CES65 = 71	CES90 = 80
CES16 = 48	CES41 = 95	CES66 = 71	CES91 = 80
CES17 = 51	CES42 = 89	CES67 = 70	CES92 = 51
CES18 = 57	CES43 = 80	CES68 = 74	CES93 = 68
CES19 = 74	CES44 = 99	CES69 = 84	CES94 = 44
CES20 = 68	CES45 = 83	CES70 = 72	CES95 = 66
CES21 = 88	CES46 = 81	CES71 = 75	CES96 = 75
CES22 = 81	CES47 = 88	CES72 = 89	CES97 = 76
CES23 = 92	CES48 = 73	CES73 = 68	CES98 = 72
CES24 = 92	CES49 = 82	CES74 = 85	CES99 = 63
CES25 = 73	CES50 = 87	CES75 = 80	



Color Rendition by Hue-Angle Bin



Measure Comparisons



(END OF REPORT)